

# 1invest Global Government Bond Index Feeder ETF



Fund information update at 30 November 2020

## What is the fund's objective?

The objective of the 1invest Global Government Bond Index Feeder ETF is to track the FTSE Group-of-7 (G7) Index ("the Index") as closely as possible, in South African Rand.

## What does the fund invest in?

The fund is a feeder fund and as such it invests in the iShares Global Govt Bond UCITS ETF. This underlying fund tracks the Index and aims to replicate the performance of the Index.

The G7 Government Bond Index includes Canada, France, Germany, Italy, Japan, the United Kingdom, and the United States. This Index covers approximately 85% of the market value of the World Government Bond Index. The Index is rebalanced monthly.

The fund may also hold a small portion in cash instruments to effect efficient portfolio management.

## What possible risks are associated with this fund?

Risks include general market conditions and market volatility, country specific risk, default risk, interest rate risk, exchange rate risk, economic and political risk.

## Risk rating

Conservative	Moderately conservative	Moderate	Moderately aggressive	Aggressive
--------------	-------------------------	----------	-----------------------	------------

## What is the suggested investment period for this fund?

### Minimum period

1 Month	6 Months	1 Year	3 Years	5 Years	7 Years
---------	----------	--------	---------	---------	---------

## Who should consider investing in this fund?

- Investors who seek broad exposure to global government bonds in South African Rand;
- Investors who seek global bond exposure without foreign exchange tax clearance;
- Investors who seek a low cost global government bond fund;
- Investors who seek a simple and transparent investment process that invests in liquid, listed securities;
- Investors who seek equity market exposure that blends well with other investment strategies to reduce total costs and diversify risk;
- Investors who are willing to take a medium term view as this fund has a moderately conservative risk profile and investors should expect some volatility in the short term.

## Income

**Distribution** Net income is calculated and accrued daily and is declared and distributed quarterly.

**Declaration** Quarterly, in accordance with the JSE corporate actions timetable.

## General fund information

**Manager(s)** Ryan Basdeo and Ann Sebastian  
**Size (NAV)** R 36.34 million  
**Classification** Global - Interest Bearing - Variable Term  
**Regulation 28** Does not apply

**Index** FTSE G7 Government Bond Index

**Methodology** Feeder

**Rebalancing** Monthly

**Securities Lending Ratio** 0.00%

Securities lending can increase returns in a low risk manner. Risks associated with such transactions are borrower default risk. This risk is minimised through all securities lending being fully collateralised and only using reputable counterparties. Exposure of the fund to counterparties is continuously monitored. Manufactured (taxable) dividends could arise from such transactions.

### Class A

**Launch** 14 March 2018

**ISIN number** ZAE000255188

**JSE code** ETFGGB

## What are the costs to invest in this fund?

### Maximum charges including VAT

	Class A
<b>Annual fee</b>	0.201%
<b>Performance fee</b>	N/A

**Annual fee** – this is a service charge (% based) applicable to each class of a fund, that is levied on the value of your portfolio and includes the fund management fee and administration fee. The fee also includes other charges such as audit, custody and index provider fees that are normally additional permissible deductions. Annual fees are calculated and accrued daily and recovered monthly from the income awaiting distribution in the fund.

This portfolio is an exchange traded fund (ETF). The charges detailed above relate to the portfolio, they do not include the fees for trading on an exchange. Brokerage fees, which are payable when buying or selling an ETF on an exchange, are levied by a broker and may vary depending on the broker used.

### Cost ratios (annual) including VAT as at 30 September 2020

	Class A
<b>Based on period from:</b>	14/03/2018
<b>Total Expense</b>	0.39%
<b>Transaction Costs</b>	0.05%
<b>Total Investment Charge</b>	0.44%
<b>1 Year Total Expense</b>	0.38%

**Total Expense (TER):** This ratio shows the charges, levies and fees relating to the management of the portfolio and is expressed as a percentage of the average net asset value of the portfolio, calculated over the period shown and annualised to the most recently completed quarter. A higher TER does not necessarily imply a poor return, nor does a low TER imply a good return. The current TER should not be regarded as an indication of future TERs.

**Transaction Costs (TC):** This ratio shows the percentage of the value of the fund incurred as costs relating to the buying and selling of the fund's underlying assets. TC are a necessary cost in administering the fund and impacts fund returns. It should not be considered in isolation as returns may be impacted by many other factors over time including market returns, the type of fund, investment decisions of the investment manager and the TER.

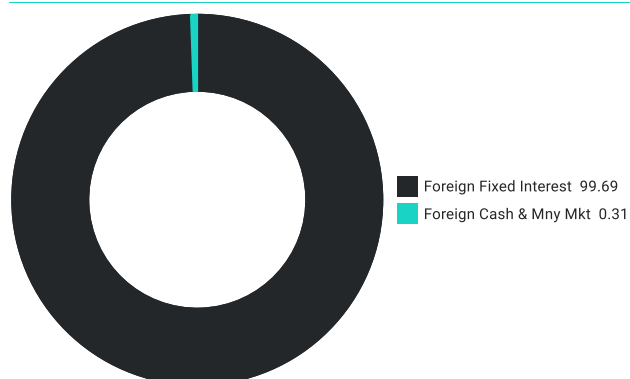
**Total Investment Charges (TIC):** This ratio is simply the sum of the TER and TC, showing the percentage of the value of the fund incurred as costs relating to the investment of the fund. It should be noted that performance figures account for all costs included in the TIC ratio, so you should not deduct the TIC from performance figures, the performance is already net of the TIC.

## Holdings

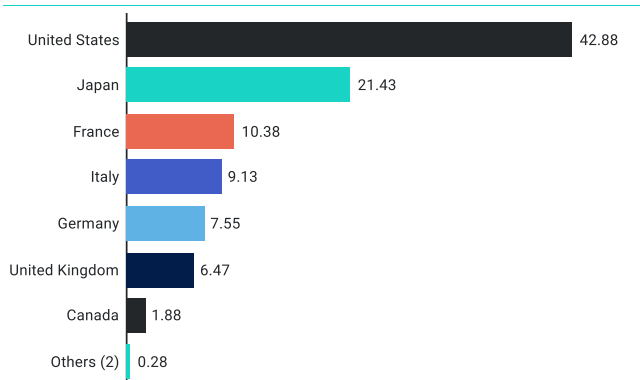
### Holdings (%)

iShares Global Govt Bond UCITS ETF	100.00
------------------------------------	--------

### Asset allocation (look through) (%)



### Country allocation (look through) (%)



### Top holdings (look through) (%)

Treasury Note (Old) (US912828ZQ64)	0.53
US Govt Treasury Note (US912828G872)	0.48
US Govt Treasury Note (US912828RR30)	0.44
Japan Govt 10Yr #326 (JP1103261CC2)	0.42
France Govt (FR0010773192)	0.41
Treasury Note (Old) (US91282CAH43)	0.40
Treasury Note (Old) (US91282CAJ09)	0.40
US Govt Treasury Note (US912828R06)	0.39
France Govt (FR0010916924)	0.39
US Govt Treasury Note (US912828R366)	0.38

## Performance and Income

Class A Launch: 14 March 2018

Benchmark: FTSE G7 Government Bond Index

Returns (%)	6m	9m	1yr	2yrs	Launch
<b>Class A</b>					
Class	-8.54	3.25	14.24	14.16	15.55
Benchmark	-8.43	3.31	14.61	14.41	15.33
Benchmark (\$)	3.95	5.02	8.46	8.48	4.44
Currency (\$/R)	-11.81	-1.20	5.61	5.61	10.41

Returns (%) shown are cumulative for all periods shorter than or equal to 1 year and annualised for all periods greater than 1 year.

Statistics (%)	1yr	2yrs	Launch
Tracking Error	1.44	1.14	0.94

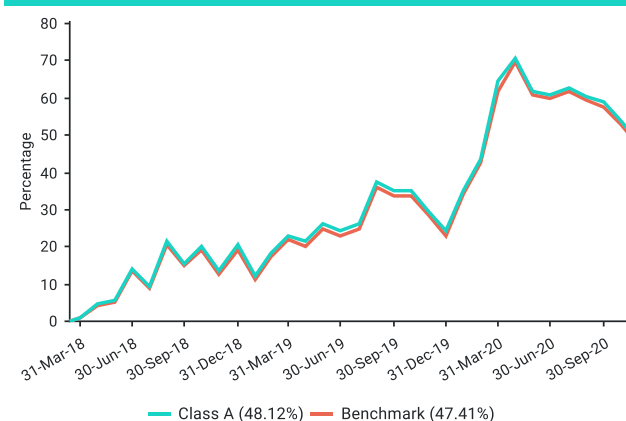
Class A			
Positive Months	5	11	16
Max Gain	37.26	52.00	75.81
Max Drawdown	-13.20	-13.20	-17.58
Highest	40.67	40.67	40.67
Lowest	2.95	2.95	2.95

Highest - this reflects the highest 12 month return during the period.

Lowest - this reflects the lowest 12 month return during the period.

Tracking Error - calculated at portfolio level.

### Cumulative performance (%) from Launch



### Amount declared (cents per unit)

Class A	
14 April 20	63.92
14 July 20	0.00
20 October 20	14.64
In last 12 months	78.56
In 2019	109.31

Quarterly update at 30 September 2020

## Who are the investment managers?

1INVEST Fund Managers (Pty) Ltd, FSP 49955, an authorised Financial Services Provider under the Financial Advisory and Intermediary Services Act 2002, manage the investments of the fund.

The fund is run by the 1invest team which specialises in the manufacture of index and factor products for individual and institutional investors. Investors who seek a simple, transparent and cost-effective investment solution can invest in index products that meet their financial goals.



### Ryan Basdeo

MBA (Wits), BCom (Taxation), Registered Securities Trader  
Portfolio manager



### Ann Sebastian

BSc (Hons)(Advanced Mathematics of Finance)  
Portfolio manager

## Commentary

### Fund review

The fund performed in line with the Feeder Fund and the index over the quarter.

### Market overview

Global markets continued to rally despite rising fears of a second wave of the COVID-19 pandemic. While the number of infection cases continued to rise, many of the restrictions on businesses and travel were eased, which provided much needed support and confidence to markets. In Q3 2020, MSCI EMEA was up +0.9% but behind MSCI World (+7.5%) and behind MSCI EM (+8.7%). The South African Reserve Bank cut the repo rate by 25bp to 3.5% on 23 July 2020 as further stimulation of the economy but has now paused cuts at 3.5% on 17 September 2020 with the view that the move to level 1 restrictions would provide a boost to the local economy. The Monetary Policy Committee now expects that the domestic economy will shrink by 8.2% in 2020, compared to July's estimate of a 7.3% contraction, before rebounding by 3.9% (previously 3.7%) in 2021 and 2.6% in 2022 (previously 2.8%). Estimates also point to 3.3% inflation in 2020 (vs prior 3.4%), 4% in 2021 (vs prior 4.3%) and 4.4% in 2022 (vs prior 4.3%). Policymakers said that both the risks to the growth outlook and the inflation outlook are assessed to be balanced, adding that monetary policy alone is insufficient to improve the potential growth rate of the economy or reduce fiscal risks. Local indices were up over the quarter with Top 40 (+0.68%), All Share (+0.72%), the Capped SWIX (+1.03%), ALBI (+1.45%), and the STeFI (+1.16%).

### Looking ahead

Despite risks of a second wave of COVID-19 infections in European countries, continued trade concerns between the China and the U.S., the protracted BREXIT overhang, and nervousness around the U.S. election presenting us with near term uncertainties; there are still positive sentiments regarding COVID-19 vaccine developments, dovish central bank policy stances and ongoing economic recoveries due to softer restriction levels. Locally, there seems to be deliberate efforts to rejuvenate faith in the ruling party through initiatives directed at rooting out corruption across all pillars of government, which will bode well for sentiment towards investments in the South Africa. However, while political and fiscal reform play out, social and economic reform remain precarious as the effects of COVID-19 pandemic seem to be something we will be recovering from for longer than initially thought. Despite these shaky fundamentals, it seems the JSE is poised to remain range-bound for the rest of 2020, commodities to continue enjoying their rally but at a more subdued trajectory, and for the Rand to remain lacklustre at levels around R16.70. The big caveat to this is, of course, the outcome of the U.S. elections in November 2020 and especially the initial sentiments and outlooks this will pose for risky emerging market as an investment destination while the U.S. adjusts to their political reality for the next 4 years.

The commentary gives the views of the portfolio manager at the time of writing. Any forecasts or commentary included in this document are not guaranteed to occur.

### Change in allocation of the fund over the quarter

Asset type	Q3 2020	Q2 2020	Change
Foreign Cash & Mny Mkt	0.31	0.31	0.00
Foreign Fixed Interest	99.69	99.69	0.00

The portfolio adhered to its portfolio objective over the quarter.

### Fund classes

Class	Type	Price (cpu)	Units	NAV (Rand)
A	Retail	9,990.54	390,419.00	39,004,974.74

All data as at 30 September 2020.

Units – amount of participatory interests (units) in issue in relevant class.

Important information update at 30 November 2020

## Disclosures

Collective Investment Schemes in Securities (CIS) are generally medium to long term investments. The value of participatory interests may go down as well as up and past performance is not necessarily a guide to future performance. CIS are traded at ruling prices and can engage in borrowing and scrip lending.

The 1Invest Global Government Bond Index Feeder ETF is a portfolio of the STANLIB ETF Collective Investment Scheme (the Scheme).

The manager of the Scheme is STANLIB Collective Investments (RF) (Pty) Limited (the Manager). The Manager is authorised in terms of the Collective Investment Schemes Control Act, No. 45 of 2002 (CISCA) to administer Collective Investment Schemes (CIS) in Securities. Liberty is a full member of the Association for Savings and Investments of South Africa (ASISA). The Manager is a member of the Liberty Group of Companies. The manager has a right to close a portfolio to new investors in order to manage the portfolio more efficiently in accordance with its mandate. The Manager does not provide any guarantee either with respect to the capital or the return of a CIS portfolio. A schedule of fees and charges and maximum commissions is available on request from the Manager.

The trustee of the Scheme is Absa Bank Limited.

The investments of this portfolio are managed, on behalf of the Manager, by 1INVEST Fund Managers (Pty) Ltd, an authorised financial services provider (FSP), FSP No. 49955, under the Financial Advisory and Intermediary Services Act (FAIS), Act No. 37 of 2002.

Prices are calculated and published on each working day, these prices are available on the Manager's website ([www.stanlib.com](http://www.stanlib.com)) and in South African printed news media. This portfolio is valued at 17h00. Forward pricing is used.

This portfolio is permitted to invest in foreign securities. Should the portfolio include any foreign securities these could expose the portfolio to any of the following risks: potential constraints on liquidity and the repatriation of funds; macroeconomic risks; political risks; foreign exchange risks; tax risks; settlement risks; and potential limitations on the availability of market information.

This portfolio is an Exchange Traded Fund registered as a CIS (CIS-ETF), it is listed on an exchange and may therefore incur additional costs. Participatory interests in a CIS-ETF cannot be purchased directly from the Manager. A CIS-ETF is subject to exchange listing requirements and settlement cycles for equities and all trading in a CIS-ETF is through an exchange. It may take a few days longer to receive the proceeds of a sale of a CIS-ETF than would be the case for a CIS.

This portfolio is a Feeder Fund portfolio. A Feeder Fund portfolio is a portfolio that invests in a single portfolio of a collective investment scheme, that levies its own charges, which could result in a higher fee structure for the Feeder Fund.

This portfolio is a third party named, incubator portfolio. The Manager retains full legal responsibility for this portfolio. A third party named, incubator portfolio is a portfolio bearing the name of the financial services provider (FSP), who intends to apply to the Registrar to be approved as a manager within three years after the Registrar has approved the portfolio, and where the FSP, under an agreement with the Manager, undertakes financial services of a discretionary nature, as contemplated in the Financial Advisory and Intermediary Services Act, Act No. 37 of 2002 (FAIS), in relation to the assets of the portfolio. 1INVEST Fund Managers (Pty) Ltd, an authorised FSP, FSP No. 49955, FAIS, is the third party manager of this portfolio.

The FSP is a related party to the Manager, the FSP may earn additional fees other than those charged by the Manager. It is the responsibility of the FSP to disclose additional fees to the investor. This document is not advice, as defined under FAIS. Please be advised that there may be representatives acting under supervision.

All performance returns and ranking figures quoted are shown in ZAR and are based on data sourced from Morningstar or Statpro and are as at 30 November 2020.

Annualised return figures are the compound annualised growth rate (CAGR) calculated from the cumulative return for the period being measured. These annualised returns provide an indication of the annual return achieved over the period had an investment been held for the entire period. Actual annual figures are available on request from the Manager.

Portfolio performance figures are calculated for the relevant class of the portfolio, for a lump sum investment, on a NAV-NAV basis, with income reinvested on the ex-dividend date. Individual investor performance may differ due to initial fees, actual investment date, date of reinvestment of income and dividend withholding tax. Portfolio performance accounts for all costs that contribute to the calculation of the cost ratios quoted, all returns quoted are after these costs have been accounted for.

Statistics - Positive Months: the number of individual 1 month periods during the specified time period where the return was not negative; Max Gain: the maximum gain in a trough-to-peak incline before a new trough is attained, quoted as the percentage between the trough and the peak. It is an indicator of upside risk over a specified time period (quoted for all periods of 1 year or longer); Max Drawdown: the maximum loss in a peak-to-trough decline before a new peak is attained, quoted as the percentage between the peak and the trough. It is an indicator of downside risk over a specified time period (quoted for periods of 1 year or longer, where no value is shown no loss was experienced); Highest and Lowest: the highest and the lowest 1 year return (%) that occurred during the specified time period (quoted for all relevant classes launched 1 year or more prior to current month end date).

Additional information about this product including, but not limited to, brochures, application forms and annual or quarterly reports, can be obtained free of charge, from the Manager and from the Manager's website ([www.stanlib.com](http://www.stanlib.com)).

## Contact details

### Manager

STANLIB Collective Investments (RF) (Pty) Limited  
Reg. No. 1969/003468/07  
17 Melrose Boulevard, Melrose Arch, 2196  
Telephone: 0860 123 003  
Email: [contact@stanlib.com](mailto:contact@stanlib.com)  
Website: [www.stanlib.com](http://www.stanlib.com)



### Third Party Manager

1INVEST Fund Managers (Pty) Ltd  
An authorised financial services provider, FSP No. 49955  
Reg. No. 2018/339947/07  
17 Melrose Boulevard, Melrose Arch, 2196  
Email: [www.1invest.co.za](http://www.1invest.co.za)  
Website: [info@1invest.co.za](mailto:info@1invest.co.za)



### Trustee

Absa Bank Limited  
Reg. No. 1986/003934/06  
Absa Investor Services, 2nd Floor, 160 Jan Smuts, Rosebank, 2196  
Telephone: +27 (0)11 501 5447